


MyCigna - EFT



Distributed by: operating subsidiaries of The Cigna Group. Insurance benefits are underwritten by Cigna Health and Life Insurance Company.

MyCigna EFT

1) Click on profile name (Lou) then profile



7 Messages

ID Cards

1 Rx Cart

Lou ▾

Home

Find Care & Costs

Claims ▾

Coverage ▾

Spending Accounts ▾

Prescriptions ▾

Wellness ▾

Important Information for Customers [Learn more](#)

Profile

Inbox


My Health Team


Reviews


Log Out

Welcome, Lou!

Looking for care? Start here:

 Primary Care

 Orthopedic Surgeon

 Dentist

See all

From your Employer

Lose your pain! Get online physical therapy from RecoveryOne at \$0 added cost! [See more](#)

From your Health Plan

Save Money on Home-Delivered Meals

Supplemental Health Deposit

2) Scroll Down on profile page to Supplemental Health Deposit and click on Direct Deposit

Direct Deposit

For supplemental health plans you enrolled in through an employer, have your claim payment directly deposited into a bank account.



MyCigna EFT

- 3) Turn on Direct Deposit
- 4) Add or delete bank accounts. Member can store up to two bank accounts in this section but only one account can be turned on at any given time

Direct Deposit for Supplemental Health

Have your supplemental health claim payment directly deposited into a bank account.

Supplemental Health Claim Payments

Direct Deposit Status

ON

←

Account

x0234 Checking

Your Bank Accounts (1)

Account Number	Account Type	Account Nickname	
x0234	Checking	Savings	<div>Delete Account</div>

You can add one more checking or savings account.

Add another bank account.

←